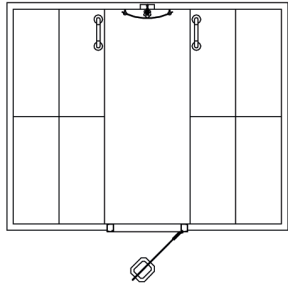
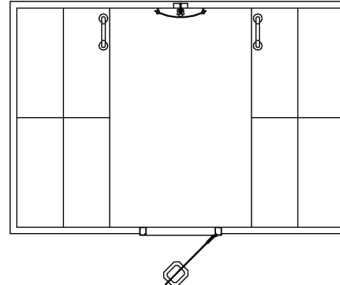


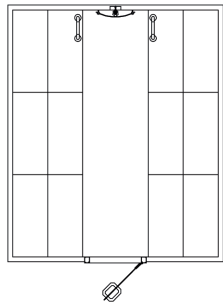
jupitersteamrooms



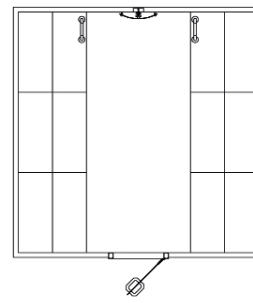
Jupiter Model 1 Steam Room
Size: O.D. 2135mm x 2620mm
(I.D. 2000mm x 2500mm)
Height: O.D. 2310mm (I.D. 2250mm)
7 - 11 Person seating capacity.
11.4kW - 3 Phase



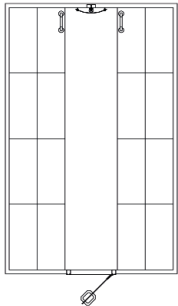
Jupiter Model 5 Steam Room
Size: O.D. 2135mm x 3120mm
(I.D. 2000mm x 3000mm)
Height: O.D. 2360mm (I.D. 2300mm)
7 - 11 Person seating capacity.
11.4kW - 3 Phase



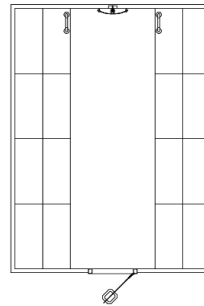
Jupiter Model 2 Steam Room
Size: O.D. 2620mm x 3135mm
(I.D. 2500mm x 3000mm)
Height: O.D. 2310mm (I.D. 2250mm)
11 - 15 Person seating capacity.
11.4kW - 3 Phase



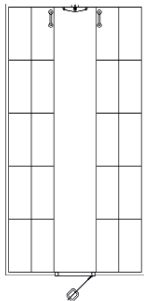
Jupiter Model 6 Steam Room
Size: O.D. 3135mm x 3120mm
(I.D. 3000mm x 3000mm)
Height: O.D. 2360mm (I.D. 2300mm)
11 - 15 Person seating capacity.
11.4kW - 3 Phase



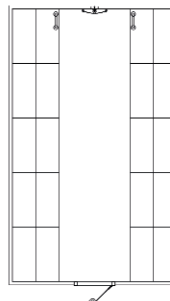
Jupiter Model 3 Steam Room
Size: O.D. 4135mm x 2620mm
(I.D. 4000mm x 2500mm)
Height: O.D. 2310mm (I.D. 2250mm)
15 - 19 Person seating capacity.
11.4kW - 3 Phase



Jupiter Model 7 Steam Room
Size: O.D. 4135mm x 3120mm
(I.D. 4000mm x 3000mm)
Height: O.D. 2360mm (I.D. 2300mm)
15 - 19 Person seating capacity.
22.8kW - 3 Phase



Jupiter Model 4 Steam Room
Size: O.D. 5135mm x 2620mm
(I.D. 5000mm x 2500mm)
Height: O.D. 2310mm (I.D. 2250mm)
19 - 23 Person seating capacity.
22.8kW - 3 Phase



Jupiter Model 8 Steam Room
Size: O.D. 5135mm x 3120mm
(I.D. 5000mm x 3000mm)
Height: O.D. 2360mm (I.D. 2300mm)
19 - 23 Person seating capacity.
22.8kW - 3 Phase