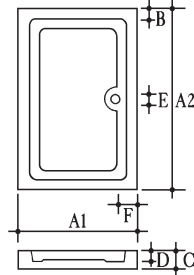
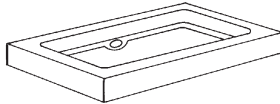


# safetygrip showertrays

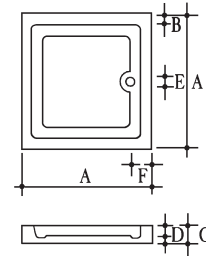
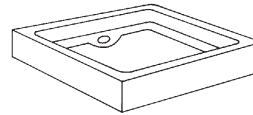
## RECTANGULAR

(with optional anti-leak upstands)



## SQUARE

(with optional anti-leak upstands)



Order Code	Model Type	Size A x A
NS2088	24/30	610 x 762 (24" x 30")
NS2065	27/30	698 x 762 (27½" x 30")
NS2069	30/32	762 x 800 (30" x 31½")
NS2080	21/36	533 x 900 (21" x 35½")
NS2081	24/36	610 x 900 (24" x 35½")
NS2064	27/36	698 x 900 (27½" x 35½")
NS2066	30/36	762 x 900 (30" x 35½")
NS2070	30/40	762 x 1020 (30" x 40")
NS2094	30/48	762 x 1210 (30" x 47½")
NS2085	32/48	800 x 1210 (31½" x 47½")
NS2096	36/48	900 x 1210 (35½" x 47½")
NS2099	40/48	1010 x 1210 (39¾" x 47½")
NS2067	36/50	900 x 1270 (35½" x 50")
NS2095	47/61	1200 x 1550 (47½" x 61")
NS2110	32/63	800 x 1600 (31½" x 63")

Order Code	Model Type	Size A x A
NS2086	24	610 x 610 (24" x 24")
NS2050	27	698 x 698 (27½" x 27½")
NS2051	30	762 x 762 (30" x 30")
NS2052	32	800 x 800 (31½" x 31½")
NS2053	34	863 x 863 (34" x 34")
NS2054	36	900 x 900 (35½" x 35½")
NS2108	40	1010 x 1010 (39¾" x 39¾")

## MEASUREMENTS (common to all trays)

B	C	D	E <sup>①</sup>	F	G	H	J	R1	R2
60 (2¼")	110 (4¼")	65 (2½")	38 (1½")	120 (4¾")	5 (½")	40 (1½")	230 (9")	550 (21¾")	600 (23½")

Notes: ① The installer may enlarge this outlet to accept a 50mm (2") waste fitting.  
② Adjustable feet not supplied.

**ANTI-LEAK UPSTANDS:** Upstands have been designed to overcome the problem of leakage commonly associated with shower tray installation. Square and rectangular trays may have these anti-leak upstands added as an optional extra.

**CONFIGURATION OF OPTIONAL ANTI-LEAK UPSTANDS:**  
(Please state your requirements)

One Upstand



Two Upstands



Three Upstands

